

Labour Market Dashboard New South Wales

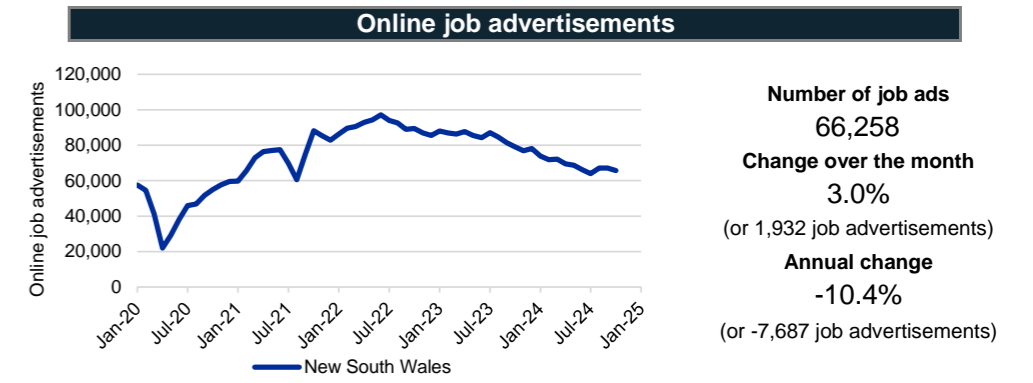
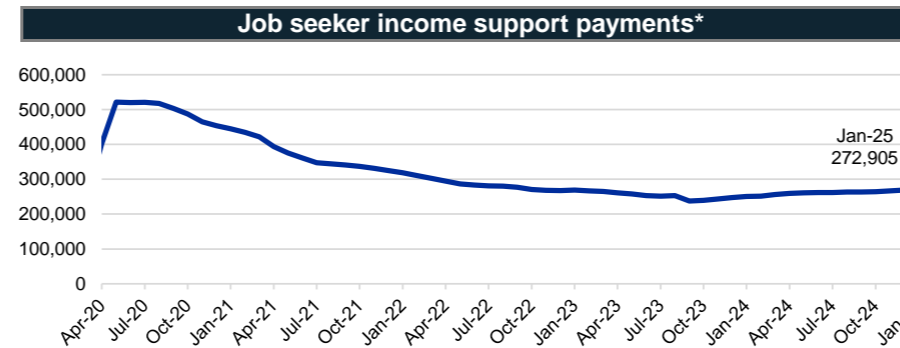
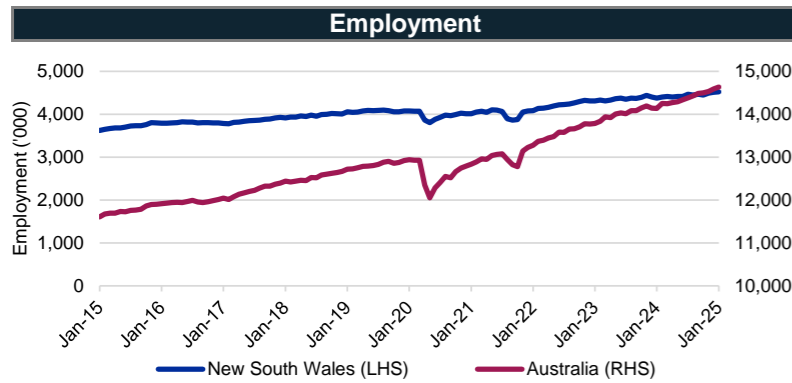
Data current as at 27 February 2025

Refer to source notes for data reference periods

Labour market summary table												
	Employment			Unemployment			Unemployment rate		Participation rate		Youth unemployment rate	
	Jan-25 ('000)	Jan-24 ('000)	Change (%)	Jan-25 ('000)	Jan-24 ('000)	Change (%)	Jan-25 (%)	Jan-24 (%)	Jan-25 (%)	Jan-24 (%)	Jan-25 (%)	Jan-24 (%)
New South Wales	4,522.4	4,376.6	3.3	188.6	186.6	1.1	4.0	4.1	66.7	65.9	8.8	7.4
Australia	14,634.3	14,135.9	3.5	627.5	602.4	4.2	4.1	4.1	67.3	66.5	9.1	9.5

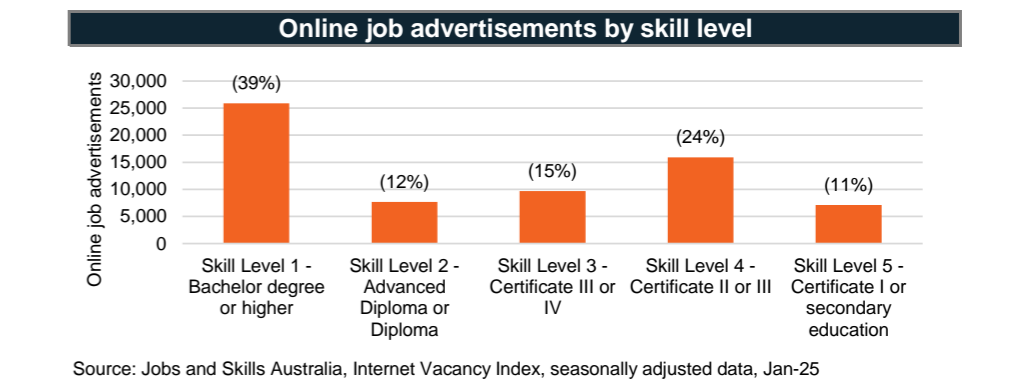
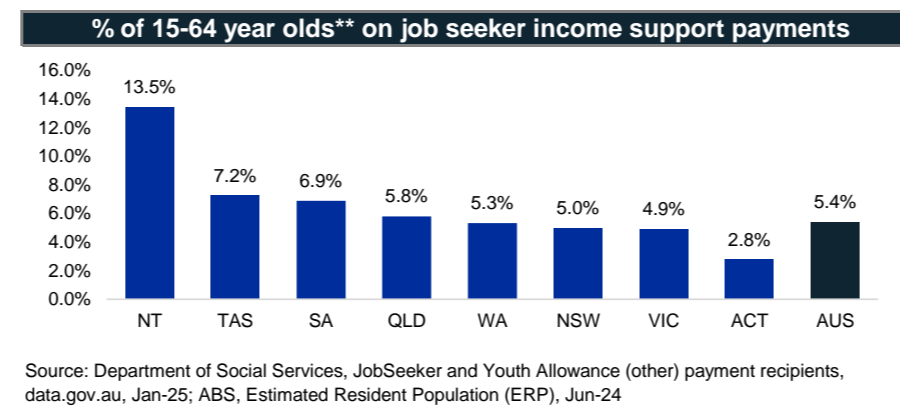
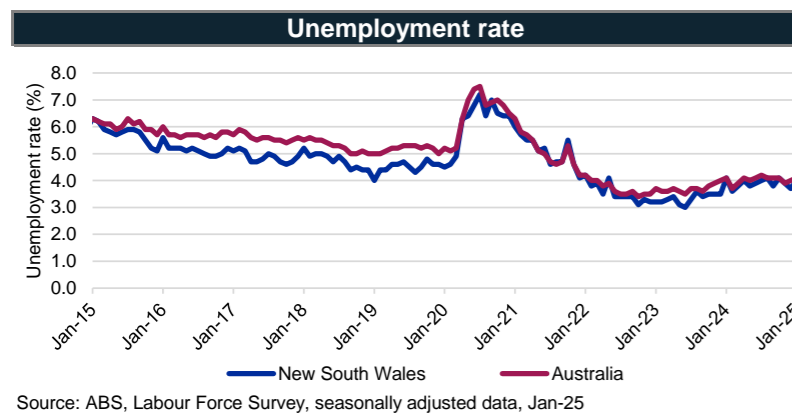
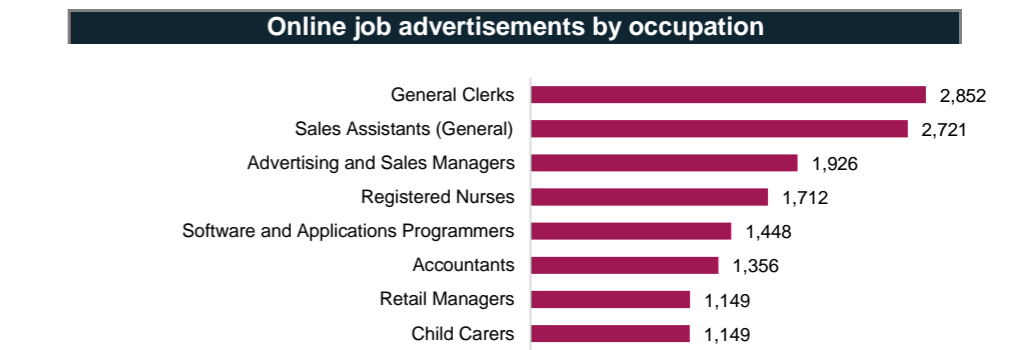
Source: ABS, Labour Force Survey, seasonally adjusted data, Jan-25, except for the youth unemployment rate, which is a 12-month average of the original estimates from the Labour Force Survey

This Labour Market Dashboard provides a summary of the key indicators for the New South Wales labour market. Dashboards for Australia and Employment Regions are also available.



Change in job seeker income support payments

	New South Wales	Australia
Payments - January 2024	250,405	871,600
Payments - January 2025	272,905	953,240
Change (Jan 2024 to Jan 2025)	↑ 22,500	↑ 81,640
Change % (Jan 2024 to Jan 2025)	↑ 9.0%	↑ 9.4%



Notes: Data in the labour market summary table are seasonally adjusted estimates, except for the youth unemployment rate which is a 12-month average of original estimates. *Job seeker payments include those who are in receipt of either JobSeeker (aged 22 and over but under the Age Pension qualifying age) or Youth Allowance (other) payments (those aged 16 to 21). The reporting population for income support payments has changed to include those who are suspended from payment, and those who are current but on zero rate of payment for JobSeeker payments and those who are suspended from payment for Youth Allowance. Note that not everyone in receipt of income support is on the caseload. Data are published on data.gov.au.** ERP estimates are only available by standard 5 year age groups. For further information about the data, refer to the Employment Region Labour Market Dashboards data sources and quality document at jobsandskills.gov.au. For enquiries related to this dashboard, contact RegionalWorkforceAssessment@jobsandskills.gov.au.