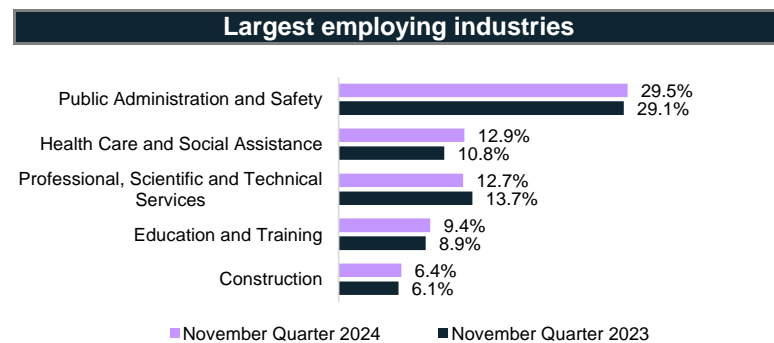
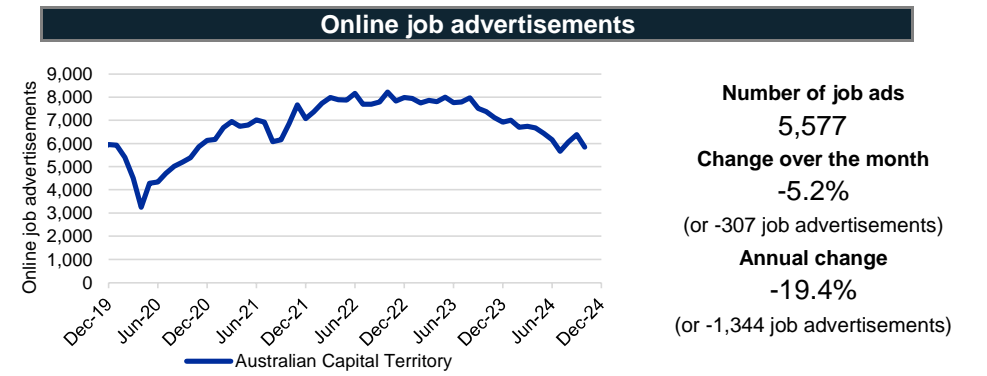
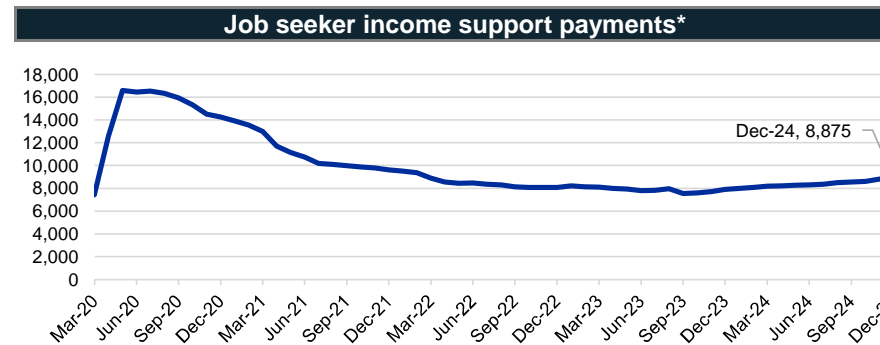
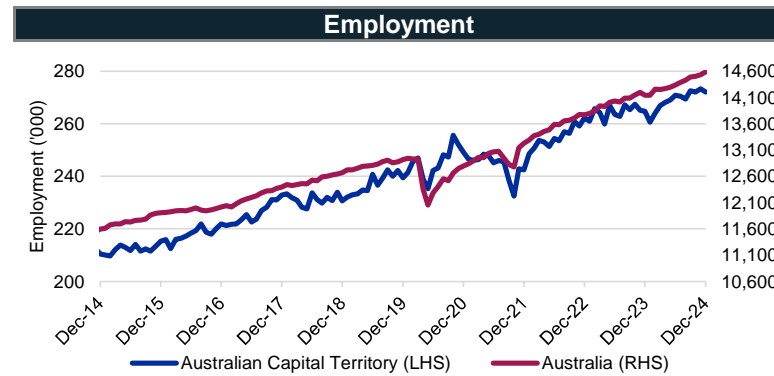


Labour market summary table												
	Employment			Unemployment			Unemployment rate		Participation rate		Youth unemployment rate	
	Dec-24 ('000)	Dec-23 ('000)	Change (%)	Dec-24 ('000)	Dec-23 ('000)	Change (%)	Dec-24 (%)	Dec-23 (%)	Dec-24 (%)	Dec-23 (%)	Dec-24 (%)	Dec-23 (%)
Australian Capital Territory	272.0	264.7	2.7	8.8	11.1	-20.0	3.1	4.0	72.1	72.3	8.8	7.6
Australia	14,584.4	14,140.1	3.1	604.1	584.6	3.3	4.0	4.0	67.1	66.6	9.1	9.6


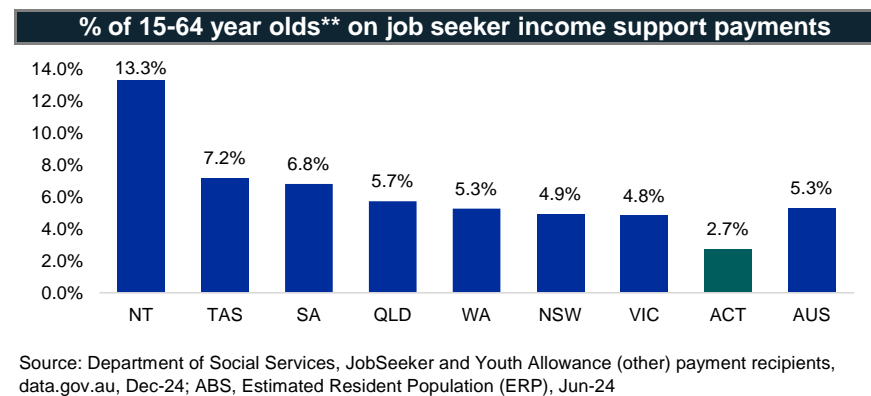
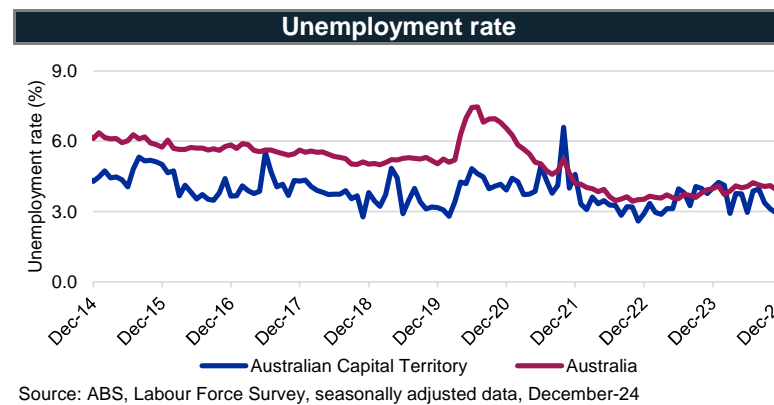
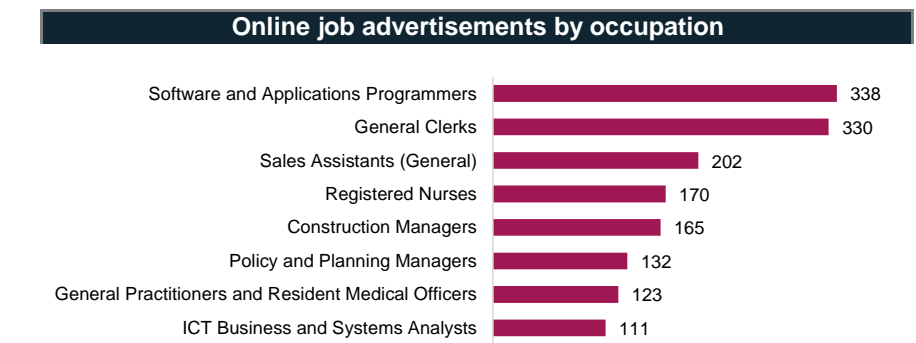
Source: ABS, Labour Force Survey, seasonally adjusted data, December-24

This Labour Market Dashboard provides a summary of the key indicators for the Australian Capital Territory labour market. Dashboards for Australia and Employment Regions are also available.



### Change in job seeker income support payments

	Australian Capital Territory	Australia
Payments - December 2023	7,905	861,455
Payments - December 2024	8,875	939,160
Change (Dec 2023 to Dec 2024)	↑ 970	↑ 77,705
Change % (Dec 2023 to Dec 2024)	↑ 12.3%	↑ 9.0%



Notes: Data in the labour market summary table are seasonally adjusted estimates, except for the youth unemployment rate which is a 12-month average of original estimates. \*Job seeker payments include those who are in receipt of either JobSeeker (aged 22 and over but under the Age Pension qualifying age) or Youth Allowance (other) payments (those aged 16 to 21). The reporting population for income support payments has changed to include those who are suspended from payment, and those who are current but on zero rate of payment for JobSeeker payments and those who are suspended from payment for Youth Allowance. Note that not everyone in receipt of income support is on the caseload. Data are published on data.gov.au.\*\* ERP estimates are only available by standard 5 year age groups. For further information about the data, refer to the Employment Region Labour Market Dashboards data sources and quality document at jobsandskills.gov.au. For enquiries related to this dashboard, contact RegionalWorkforceAssessment@jobsandskills.gov.au.