

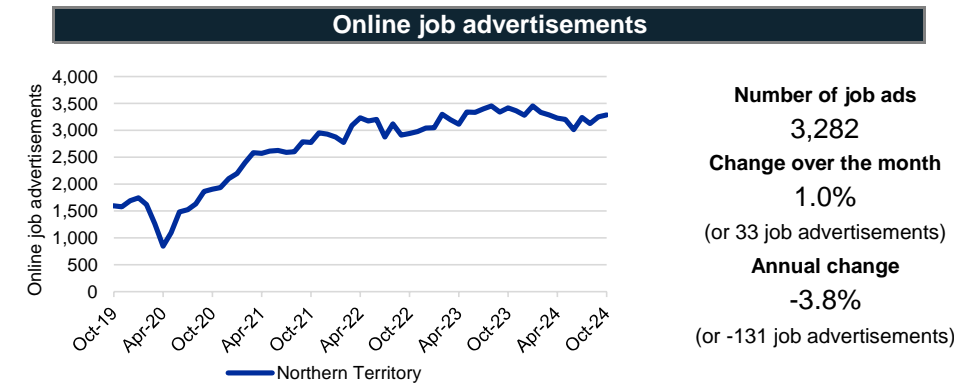
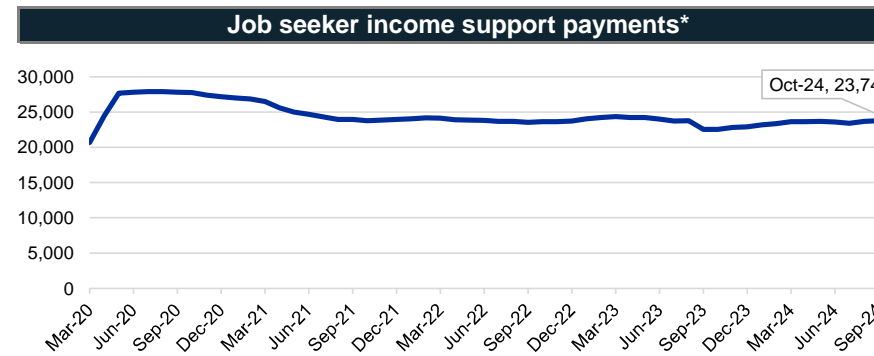
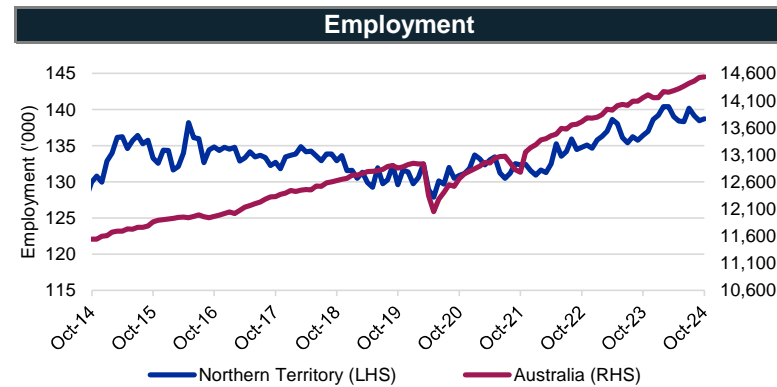
Labour Market Dashboard Northern Territory

Data current as at 21 November 2024
Refer to source notes for data reference periods

Labour market summary table												
	Employment			Unemployment			Unemployment rate		Participation rate		Youth unemployment rate	
	Oct-24 ('000)	Oct-23 ('000)	Change (%)	Oct-24 ('000)	Oct-23 ('000)	Change (%)	Oct-24 (%)	Oct-23 (%)	Oct-24 (%)	Oct-23 (%)	Oct-24 (%)	Oct-23 (%)
Northern Territory	138.7	136.4	1.7	6.7	6.3	5.9	4.6	4.4	72.6	72.1	9.4	11.4
Australia	14,537.5	14,150.4	2.7	625.8	559.3	11.9	4.1	3.8	67.1	66.8	9.2	9.3


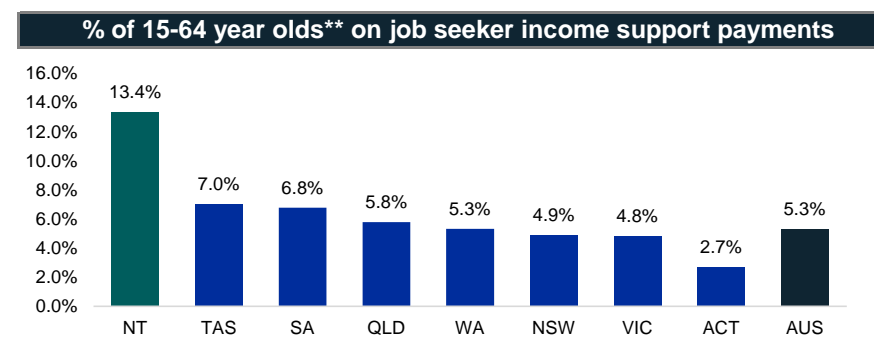
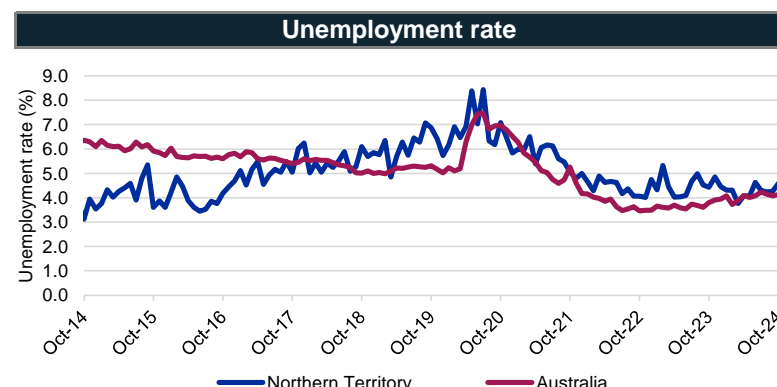
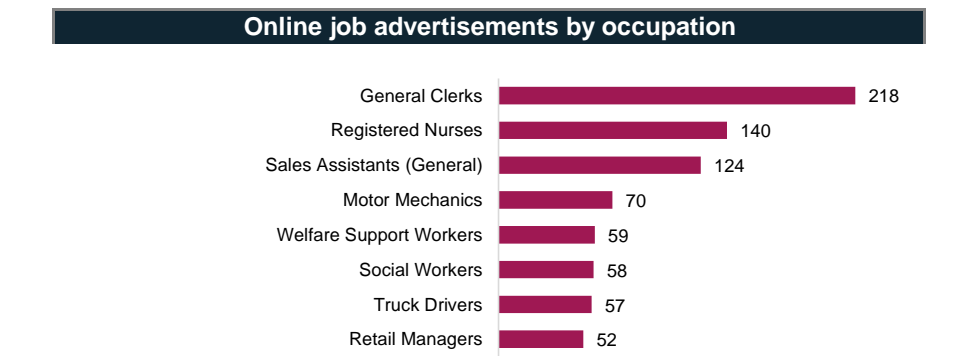
Source: ABS, Labour Force Survey, seasonally adjusted data, October-24

This Labour Market Dashboard provides a summary of the key indicators for the Northern Territory labour market. Dashboards for Australia and Employment Regions are also available.



Change in job seeker income support payments

	Northern Territory	Australia
Payments - October 2023	22,550	833,965
Payments - October 2024	23,745	922,225
Change (Oct 2023 to Oct 2024)	↑ 1,195	↑ 88,260
Change % (Oct 2023 to Oct 2024)	↑ 5.3%	↑ 10.6%



Notes: Data in the labour market summary table are seasonally adjusted estimates, except for the youth unemployment rate which is a 12-month average of original estimates. *Job seeker payments include those who are in receipt of either JobSeeker (aged 22 and over but under the Age Pension qualifying age) or Youth Allowance (other) payments (those aged 16 to 21). The reporting population for income support payments has changed to include those who are suspended from payment, and those who are current but on zero rate of payment for JobSeeker payments and those who are suspended from payment for Youth Allowance. Note that not everyone in receipt of income support is on the caseload. Data are published on data.gov.au.** ERP estimates are only available by standard 5 year age groups. For further information about the data, refer to the Employment Region Labour Market Dashboards data sources and quality document at jobsandskills.gov.au. For enquiries related to this dashboard, contact RegionalWorkforceAssessment@jobsandskills.gov.au.