

Labour Market Dashboard Australia

Data current as at 21 November 2024

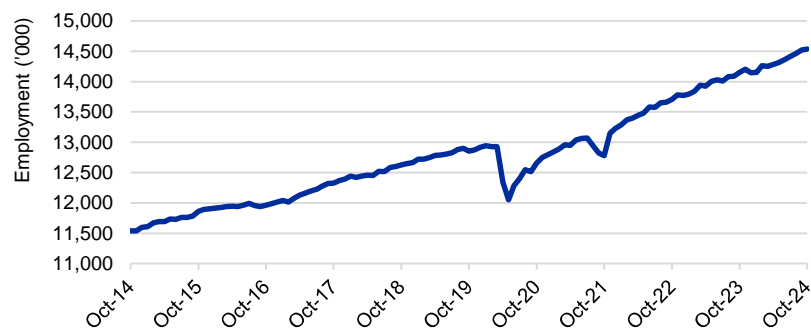
Refer to source notes for data reference periods

This Labour Market Dashboard provides a summary of the key indicators for the Australian labour market. State, territory and Employment Region dashboards are also available.

Labour market summary table												
	Employment			Unemployment			Unemployment rate		Participation rate		Youth unemployment rate	
	Oct-24 ('000)	Oct-23 ('000)	Change (%)	Oct-24 ('000)	Oct-23 ('000)	Change (%)	Oct-24 (%)	Oct-23 (%)	Oct-24 (%)	Oct-23 (%)	Oct-24 (%)	Oct-23 (%)
Australia	14,537.5	14,150.4	2.7	625.8	559.3	11.9	4.1	3.8	67.1	66.8	9.2	9.3

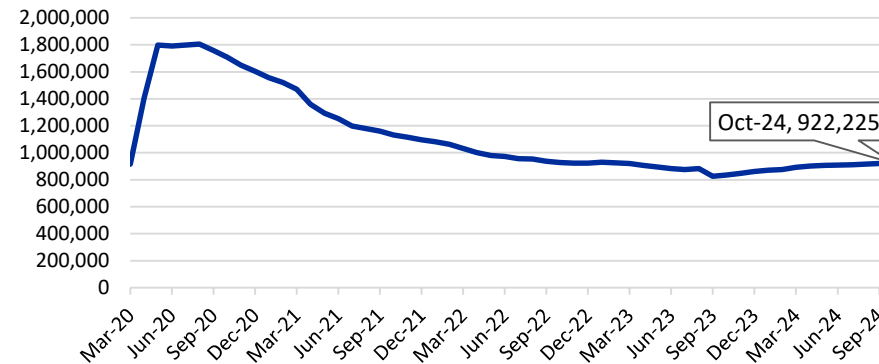
Source: ABS, Labour Force Survey, seasonally adjusted data, October-24

Employment



Source: ABS, Labour Force Survey, seasonally adjusted data, October-24

Job seeker income support payments*



Change in job seeker income support payments

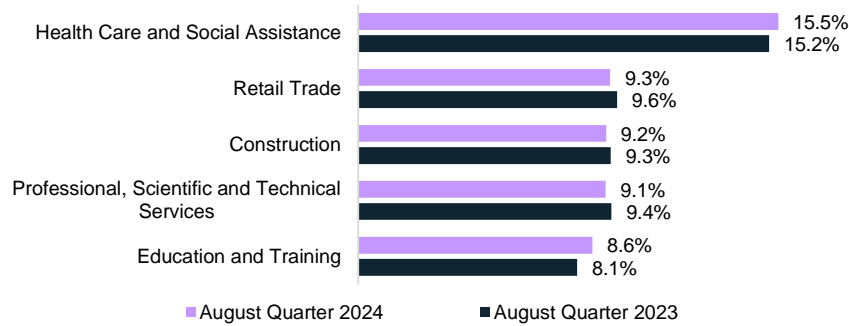
Payments - October 2023	833,965
Payments - October 2024	922,225
Change (Oct 2023 to Oct 2024)	↑ 88,260
Change % (Oct 2023 to Oct 2024)	↑ 10.6%

Online job advertisements



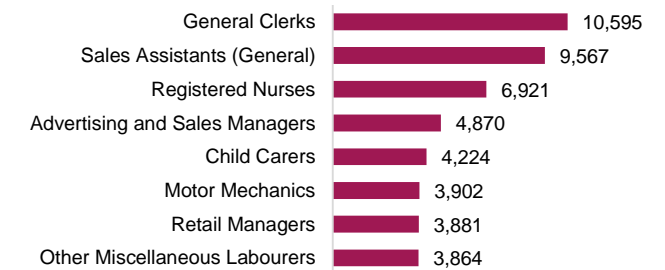
Source: Jobs and Skills Australia, Internet Vacancy Index, seasonally adjusted data, Oct-24

Largest employing industries



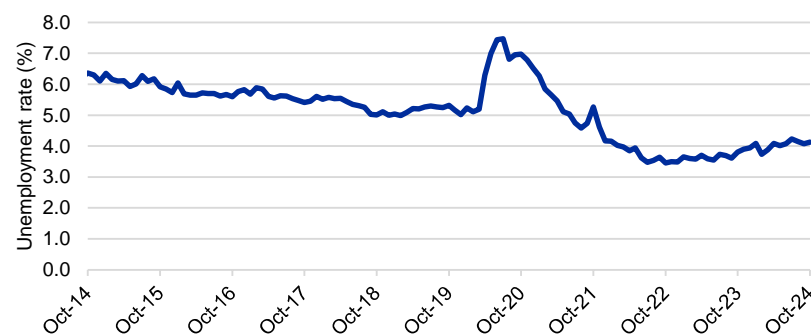
Source: ABS, Labour Force Survey, Detailed, ABS seasonally adjusted data, Aug-24 quarter

Online job advertisements by occupation



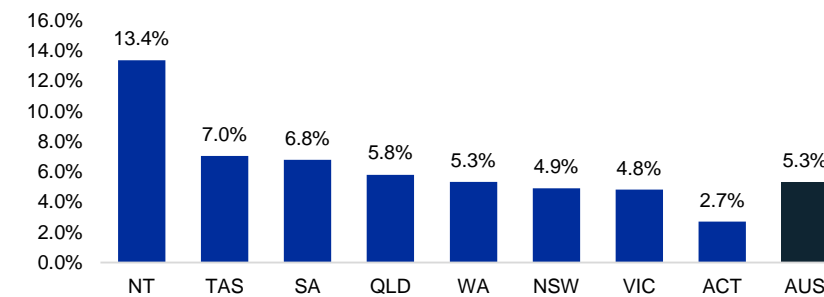
Source: Jobs and Skills Australia, Internet Vacancy Index, seasonally adjusted data, Oct-24

Unemployment rate



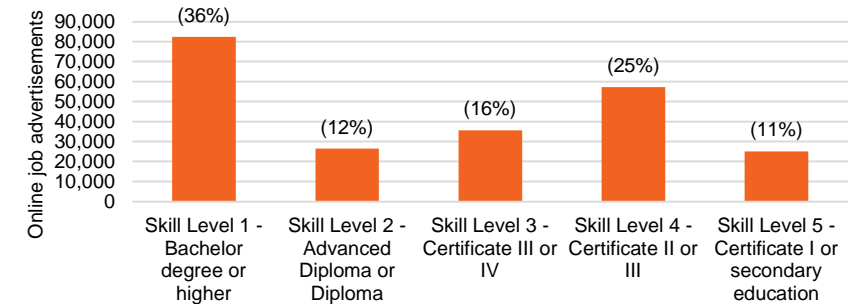
Source: ABS, Labour Force Survey, seasonally adjusted data, October-24

% of 15-64 year olds** on job seeker income support payments



Source: Department of Social Services, JobSeeker and Youth Allowance (other) payment recipients, data.gov.au, Oct-24; ABS, Estimated Resident Population (ERP), Jun-23

Online job advertisements by skill level



Source: Jobs and Skills Australia, Internet Vacancy Index, seasonally adjusted data, Oct-24

Notes: *Job seeker payments include those who are in receipt of either JobSeeker (aged 22 and over but under the Age Pension qualifying age) or Youth Allowance (other) payments (those aged 16 to 21). The reporting population for income support payments has changed to include those who are suspended from payment, and those who are current but on zero rate of payment for JobSeeker payments and those who are suspended from payment for Youth Allowance. Note that not everyone in receipt of income support is on the caseload. Data are published on data.gov.au. **ERP estimates are only available by standard 5 year age groups. For further information about the data, refer to the Employment Region Labour Market Dashboards data sources and quality document at jobsandskills.gov.au. For enquiries related to this dashboard, contact RegionalWorkforceAssessment@jobsandskills.gov.au.