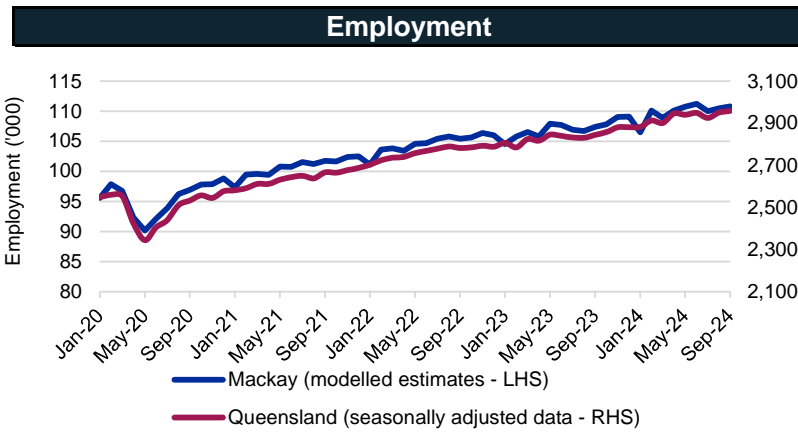


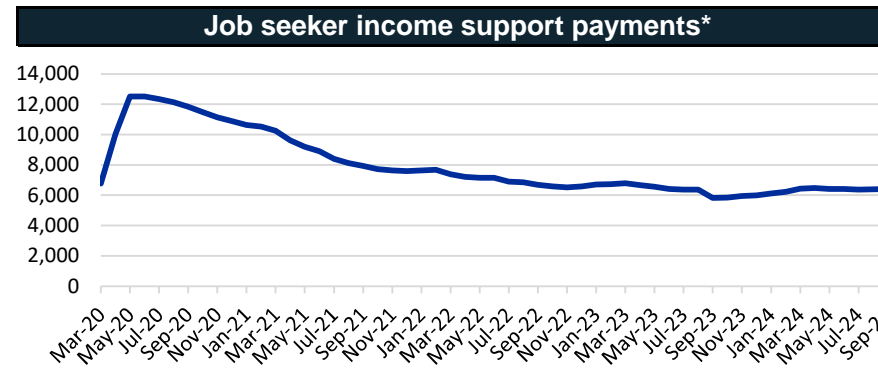
This **Labour Market Dashboard** provides key indicators for the labour market by Employment Region and is updated monthly.

Labour market summary table												
	Employment			Unemployment			Unemployment rate		Participation rate		Youth unemployment rate	
	Sep-24 ('000)	Sep-23 ('000)	Change (%)	Sep-24 ('000)	Sep-23 ('000)	Change (%)	Sep-24 (%)	Sep-23 (%)	Sep-24 (%)	Sep-23 (%)	Sep-24 (%)	Sep-23 (%)
Mackay	110.8	107.4	3.2	3.2	2.8	11.5	2.8	2.6	72.7	71.7	6.4	5.4
Queensland	2,958.9	2,845.1	4.0	125.3	113.3	10.6	4.1	3.8	67.1	66.1	9.6	8.3
Australia	14,521.9	14,087.0	3.1	615.7	525.6	17.2	4.1	3.6	67.2	66.5	9.1	8.0

Source: ABS, Labour Force, Australia, Detailed, September 2024, table MRM1 for Employment Region data, except for the youth unemployment rate, which is a 12-month average of the original estimates from the Labour Force Survey. State youth unemployment rates are 12-month averages of original estimates. Remaining data are seasonally adjusted.



Source: ABS, Labour Force Survey, MRM1 (modelled estimates), September-24



Change in job seeker income support payments

	Mackay	Queensland
Payments - Sep 2023	5,825	186,930
Payments - Sep 2024	6,405	204,785
Change from Sep 2023 to Sep 2024	↑ 580 ↑ 10.0%	↑ 17,855 ↑ 9.6%

% of 15-64 year olds** on job seeker income support payments

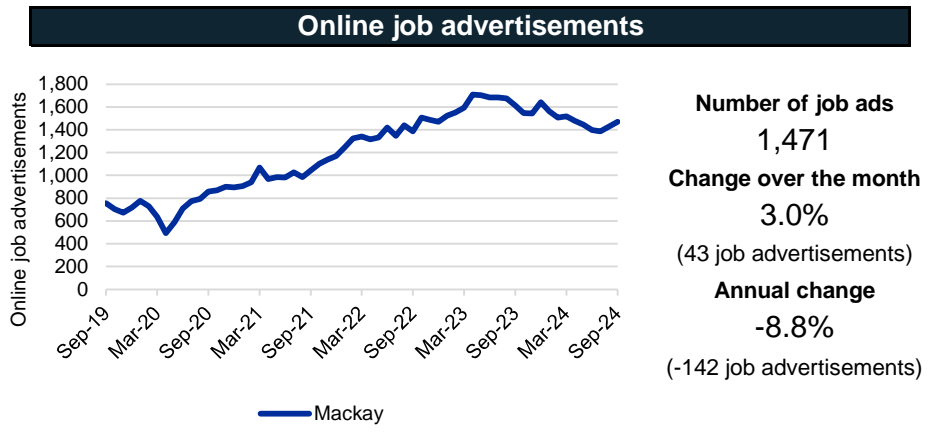
	total persons on job seeker income support	% of 15-64 year olds on job seeker income support
Mackay	6,405	5.1%
Queensland	204,785	5.8%
Australia	920,285	5.3%

Source: Department of Social Services, JobSeeker and Youth Allowance (other) payment recipients, Sep-24; ABS, Estimated Resident Population, Jun-23

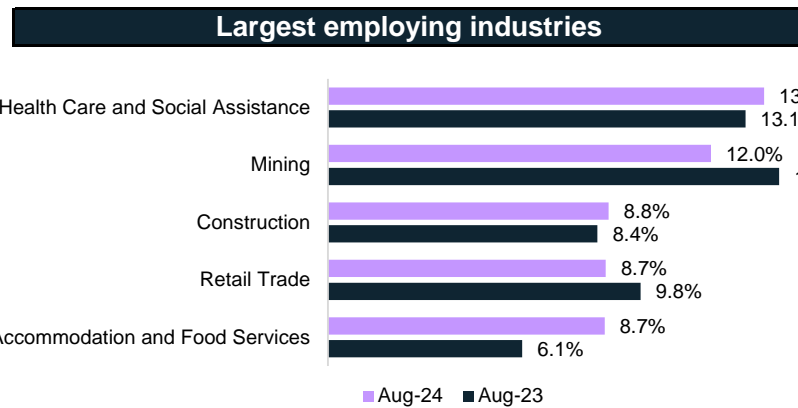
LGAs with highest unemployment rates (%)

Local Government Area (LGA)	Jun-24	Jun-23
Whitsunday	4.1	3.3
Mackay	3.7	3.1
Isaac	1.6	1.2

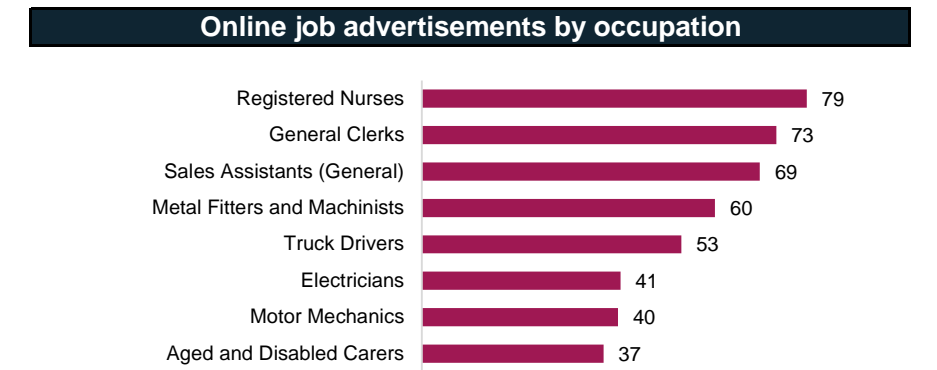
For more insights, access SALM data via jobsandskills.gov.au. Source: Jobs and Skills Australia, Small Area Labour Markets, smoothed data, June-24 quarter



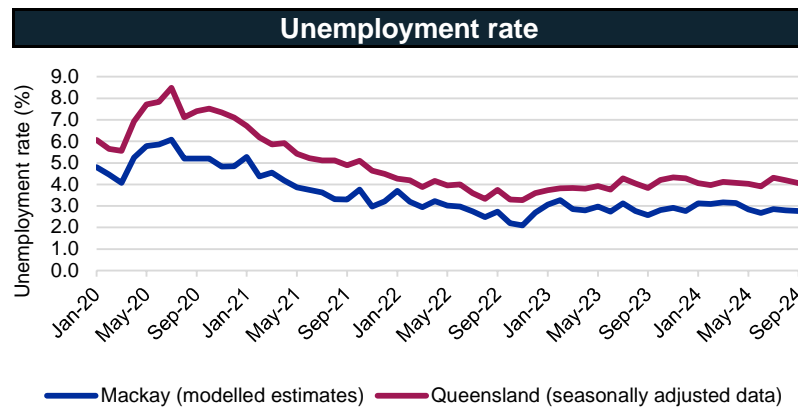
Source: Jobs and Skills Australia, Internet Vacancy Index, seasonally adjusted data, September-24



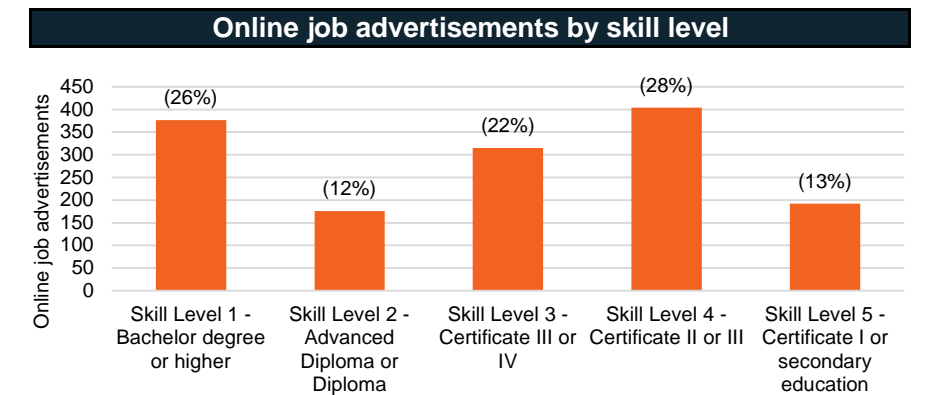
Source: ABS, Labour Force Survey, Detailed, four quarter averages, August-24 quarter#



Source: Jobs and Skills Australia, Internet Vacancy Index, 3 month average of original data, September-24



Source: ABS, Labour Force Survey, MRM1 (modelled estimates), September-24



Source: Jobs and Skills Australia, Internet Vacancy Index, seasonally adjusted data, September-24

Note: Data are not readily available by Employment Region. ABS modelled estimates are based on the Mackay - Isaac - Whitsunday SA4. The Internet Vacancy Index (IVI) and income support data are apportioned to Employment Regions using an SA2 based concordance. *Job seeker payments include those who are in receipt of either JobSeeker (aged 22 and over but under the Age Pension qualifying age) or Youth Allowance (other) payments (those aged 16 to 21). The reporting population for income support payments has changed to include those who are suspended from payment, and those who are current but on zero rate of payment for JobSeeker payments and those who are suspended from payment for Youth Allowance. Note that not everyone in receipt of income support is on the caseload. Data are published on data.gov.au. **Estimated Resident Population estimates are only available by standard 5 year age groups. For more information about the data in this dashboard, refer to the Employment Region Labour Market Dashboard data sources and quality document on jobsandskills.gov.au.

#Given the volatility of the underlying data, industry employment proportions should be treated with a high degree of caution, particularly change over the year figures.